



Chapter Meetings

Chapter meetings are held on the third Thursday of each month from September through May.

Meetings are held in-person at Ladue Chapel.

Morning meetings begin at 10:00 am.
Evening meetings begin at 6:00 pm.

Stitch-ins are held from June through August and usually held in member homes.

CALENDAR OF EVENTS

Thursday, September 15

Morning meeting: 10am

Evening meeting: 6pm

Thursday, October 20

Morning meeting: 10am

Evening meeting: 6pm

Thursday, November 17

No morning meeting

Evening meeting only: 6pm



President's Letter, September 2022

Dear Stitchers,

I can't believe it is September! How did summer go so fast? I hope you all had a great one with friends, family, and stitching. Our new board has been busy working on this new 2022-2023 year of Gateway ANG for you. We are very excited to have our meetings back at Ladue Chapel. Our meetings will be in a new location there but easy to find. Our meetings will now be for the Fall in the Gulick Room. This room is across the hall from where we have had meetings in the past. Please note that the evening meetings will now start at 6pm as we need to be out of the building by 8 pm. Below is a fall schedule for you to mark your calendars.

Our Program Chairs, Margaret and Suzanne have been working hard all Summer to bring you some new and exciting events for you to look forward to. They have also worked with Becky to incorporate fundraising with some of the programs. Personally, your Fall calendar will be filled with lots of opportunities to participate in. Oh, and let's not forget Jane who has worked with Stephanie on the Fall Retreat at The Needlepoint Clubhouse. I spoke with Kathy, and she said that she and Eileen are gearing up to find some interesting classes for us to look into.

I don't know about all of you, but I have been busy stitching all summer. Did you make all your deadlines for finishing? I hope I did! If not, I think I will be writing some nice I owe you notes!!! This summer I did challenge myself with learning some new stitches and yes Hanna I even have been doing a bargello pattern where I must count and use beads. Thanks to my guru friend Debbie for encouraging me to try new things. After working on that I can say it is looking amazing. Sometimes we do have to get out of our comfort zone.

I am sorry to say but I will not be at the September meeting and will miss all of you! I am headed to Colorado for a wedding. I can't wait

(continued on next page)
(continued from previous page)

to hear how you all loved the September meeting. Yes, I am already thinking about what I am taking in the car to stitch.

Happy Stitching,
Judy Lewis



Hearts for Hospice Reminder

Hearts for Hospice is an ongoing program for our chapter. We mail finished canvas stitched hearts to the Kansas City ANG chapter for finishing and distribution.

Please bring your stitched hearts to the meeting in September or October. Hearts will be mailed on November 1. Thanks for all your hard work.



Fall Schedule of Events

- September 15th Ladue Chapel
Morning meeting: 9:30 am Gulick Room
Evening meeting: 6:00 pm Gulick Room
- October 2nd The Needlepoint Clubhouse
Fall Retreat 10:00 am – 4:00 pm
- October 16th-18th Cedar Creek, New Haven, MO
Fall Stitch-Away
- October 20th Ladue Chapel
Morning meeting: 9:30 am Fellowship Room until 5:00 pm
Evening meeting: 6:00 pm Gulick Room
- November 17th Ladue Chapel
Special Evening Meeting Only (there will be *no morning* meeting)
Evening meeting: 6:00 pm Gulick Room (Room available 5:30 pm)
- December Happy Holidays, no meetings
A *Holiday Stitch-In* will be scheduled soon

Programs and Fundraising 2022 – 2023 Kick Off

We have been busy and having fun planning for another great Gateway ANG Chapter year. Best of all we will be meeting LIVE!!!!



For the **September & October** meetings we have a fun program and fundraiser combined project. It is a “top secret surprise” so you will need to attend the September meeting on Sept 15 for the unveiling and opportunity to purchase. Bring your checkbook or cash so you can purchase the project kit(s) that contains everything from start to finish. You will need to pay at the September meeting for all kits. Price is \$24.00 per kit; if paying by cash please have exact change. Yes, you read correctly all finishing items are included in the kit. You only need to provide threads from your stash, 6” X 6” stretcher bars and basic needlepoint items. Kit(s) can be purchased at the September meeting, stitch on your own and bring completed needlepoint and kit to the October meeting for the finishing. When you leave the October meeting you will have a finished needlepoint item as a gift or for yourself. You will want to purchase more than one kit, and a limited number of kits available. In addition, it is also a fundraiser for the chapter. We had a blast creating the kits and hope you enjoy them as much. Also, at the September meeting you will be able to sign up for the November program. Sign up deadline for the November program is Sept 28.



We will also be rolling out a Pampered Chef fundraiser in **October**. An email will be sent to all members that will contain a link to the fundraiser. Shop, pay on-line and the items will be shipped to you or the address provided on the order. Easier than a bullion knot! Think about holiday gifts, shower gifts or all those gadgets you need for your cooking challenges.



The **November** program will be a scissor fob making event. Suki from Schaefer’s Hobby will be our guest. One can never have too many scissor fobs. All materials will be available to complete the fob. The meeting will be in the evening, **no** morning meeting for November. Participants will need to sign up and prepay for this event at the September meeting. Price for fob kit is \$15.00.

Happy Stitching,
Becky Lape, Fundraising Co – Chair
Suzanne Nielsen, Fundraising and Programs Co- Chair
Margaret Orend, Programs Co- Chair

REMINDER: CHANGE IN MEMBERSHIP LOCAL ANNUAL DUES

Effective January 1, 2022, American Needlepoint Guild (ANG) changed to an annual membership date for renewal for all of their members. As a local chapter, Gateway ANG decided to also change the membership renewal date to match with ANG. Our dues payment date was Monday, January 31, 2022. This meant that all of our members would have paid annual local chapter dues by January 31, 2022. This covered everyone's membership responsibility through the entire 2022 year. (Based on timing of this announcement, local members who paid their dues in October, November, and December 2021, were not required to make a membership payment.)

This year, 2022 and this year only, our local dues payment has been \$11:00. [Our board wanted to smooth the local dues process and ask for your chapter dues to be paid only in January like it will be in January 2023.](#) Our chapter also wanted to give each member a part of the dues payment back and to thank each member for holding on to their membership through these hard and unusual times due to Covid-19 restrictions.

At this time, ANG membership renewals are still being pro-rated and their pro-rating payments will continue through the end of this year, December 31, 2022. Our Gateway Chapter started early with collecting our \$11.00 local dues in the first quarter of this year and 95% of our members have paid their dues!! THANK YOU SO VERY MUCH TO OUR MEMBERS!! Some of our members even paid the full \$22.00 dues from last year! They donated the extra money to our chapter and we really appreciated that. We look forward to applying our dues' receipts to our programs and classes.

MEMBERSHIP RENEWALS FOR NATIONAL ANG

- **September 30 ANG:** L. Balbes; D. Banfield; E. Chalk; J. Cook; N. Feldman, M. Knutson
- **October 31 ANG:** E. Ippolito; B. Lape; S. Lucco; Suzanne Nielsen; S. Reddemann, S. Ross
- **Expired ANG:** A. Freeman; A. Jaques

Pay ANG Dues by Check: If you prefer to mail a check to ANG for your dues, send using the [ANG National Membership Form](#) available on the [Gatewayang.org](#) website or from Janice Marsh, Membership Chair. Please make your check payable to ANG.

Pay Local Chapter Dues by Check: If you prefer to mail a check to our local chapter for your dues, send using your personal check payable to Gateway Chapter ANG. Please make your check payable to Janice Marsh, Membership Chair, 420 Brooktree Drive, Ballwin, MO 63011. I

If you have any questions,
please contact Janice by phone at 636-394-1134 or email friends@gatewayang.org.






THANK YOU FOR RENEWING YOUR MEMBERSHIP!!

Stitches

from *The Crafter's Choice*


Do you often question yourself ... "which stitch" should I use??? Are these questions holding you back from stitching??? Is it because there are so many stitches and you are not sure which stitch to use?? Well, here is an article that might help you with selecting your stitches.

=====

	<p>Creates a series of bold diagonal stripes across the canvas.</p>	<p>Diagonal stitches shown here make attractive stitched surfaces with regular geometric patterns. They consist of interlocking diagonal rows of slanting straight-stitches and are useful for filling large shapes and background areas.</p>
	<p>The same sequence as striped diagonal stitch, but the stitches are longer.</p>	<p>These stitches can be worked in one color, except striped diagonal stitch, which is worked in two colors to create its characteristic striped appearance. They also look effective when contrasting threads are used. Spaced diagonal and framed diagonal stitch, for example, look particularly good with tapestry. Persian or crewel wool used for the main diagonal stitches and floss or pearl cotton for the small stitches.</p>
	<p>Looks like a series of diagonal ridges, created by working narrow rows of small stitches between blocks of striped diagonal stitch.</p>	<p>The other three stitches look best worked in one type and weight of thread, but you can choose two or more colors, depending on the effect you wish to create. Take care to match the weight of your thread to the mesh size to ensure adequate coverage. Try combining several strands of crewel yarn.</p>
	<p>Has rows of stepped diagonal stitch framed by large backstitches.</p>	<p>Distorted Canvas</p> <p>Tent stitch can pull the canvas badly out of shape if it is worked too tightly. To reduce distortion, mount the canvas in a frame and stitch more loosely.</p>
	<p>Makes a pretty, slightly irregular stitched surface. It is created by working rows of stepped diagonal stitch alternated with row of striped diagonal stitch.</p>	

Copyright ©Crafter's Choice²⁰⁰¹. All rights reserved.

There are a lot of needlepoint shops, teachers and authors that can provide additional knowledge on how to use each stitch. To learn more, contact your local shops, check YouTube, join an online stitching club or contact a member of our chapter!! Help is always available.



Sunday October 2nd 10AM-4PM
The Needlepoint Clubhouse

Name _____

Email _____

Phone _____

Mail with check for \$25 made out to Gateway ANG

Jane Normile
397 Brunhaven Ct.
Chesterfield, MO 63017

Please mail by Sept. 20th

GATEWAY ANG FALL RETREAT

The Needlepoint Clubhouse 10am-4pm

It is that time of year—pumpkin spice, falling leaves, our fall retreat! Join your friends for a day of fun and stitching at The Needlepoint Clubhouse. Continental breakfast, snacks, drinks provided. There will be some fun treats so don't miss out. Space is limited to 24 so sign up today. Mail the above form with your check for \$25 to Jane Normile. There will be a waiting list if sign up exceeds 24. Questions????
Contact Jane 314-313-8690

Trip to Seminar and Golden Anniversary

July 29 – August 5, 2022

Westin La Paloma Resort & Spa, Tucson, AZ

Don't know if you're aware but there was a pandemic that canceled the Seminar 2020 in Tucson! It was rescheduled for this year.....I was excited because it was a good opportunity to see my brother and a good friend who both live there....my daughter went with me even though she doesn't needlepoint but is great at "frogging"!

The Westin La Paloma was beautiful and had wonderful views of the mountains. The facilities for us as well as classroom areas were very nice...

There were many activities including: An exhibit of projects that attendees had done, some very creative; A silent auction of many related needlepoint items; Expo where teachers and shop owners had items for sale; Teachers showcase where they had info regarding classes; I picked up several Packets to bring here to share; There was a Golden Anniversary Farewell Banquet which I did not attend.

The needlepoint Shop in Tucson is called The West. They had shuttles one evening to their shop and a 25% coupon.... they are a non-profit similar to Sign of the Arrow....many stitchers returned with multiple bags filledof course we all understand that!

If you checked the info in Needlepointers, you were able to see the numerous classes availablesince I didn't want to have another 1/2 finished canvas from a class I chose the Notebook Landscape Class. It was a 2 day class from 8:30 until 4:30.

Gail Stafford was the instructor she had 3 or 4 different stitches for each article in a landscape such as bushes, trees, water, mulch etc. she also likes to paint her canvases which are line drawn so we experienced that also...She was a great teacher and likes to take pictures of her classes and post them on Facebook....I now have my picture on Needlepoint Nation!! Who knew that would ever happen !?!

There were places set up near the classrooms which had 24 hour stitching. No matter what time we went by there were always stitchers.....I talked to a lot of other students regarding what kind of philanthropy they did and activities they did.

The classes are scheduled for Seminar 2023 in Atlanta already... I have the list if anyone is interested in seeing them.... All in all we had a great time, learned much , just wish I had taken another class...and of course you can't disregard the beautiful saguaro cactus only to be found in Arizona.

Ann Carol Goldberg attended also. She took at least 2 classes but we never saw her except on our planes both ways.

I know I'll see you all many times this year but hoping to see you in Atlanta, GA, August 2023!
Hanna Evens.

As seen on Facebook

Hanna Evens




Mickey Knutson



Kathern Nagy



Kathern Nagy



Kathern Nagy



Anne Heath



Jane Normile



Jane Normile



Jane Normile



Thank you Jane Normile for bringing us this project.

From Hearts for Hospice

August 13 at 5:46 PM •

What a great day for a gathering to chat and stitch on Hearts for Hospice! Thanks to our wonderful volunteers we now have another 115 hearts ready for delivery. And as we gathered, over 30 more hearts arrived to get in the queue for finishing. Want to know more? Want to stitch hearts for this project? Contact us at heartsforhospiceofficial@gmail.com.



SIGN of the ARROW
Benefiting charities since 1966

**Our 2nd Annual
Halloween Kit
"Victorious Victor"**

Vic joins his buddy,
"Mischievous Mike"
in our exclusive
Halloween lineup.

Order -

- on our [website](#)
- [email](#) us
- call 314.994.0606



Sammy the Snowman Class



**Thursday, September 15th
9:30 a.m. - 1:30 p.m.
Class & Materials - \$125**

Fall in love with adorable Sammy the Snowman, chock full of fun stitches and interesting threads. He even comes with a custom, hand-knitted scarf to complete his outfit!

Call for more information - 314.994.0606

Trunk Shows



SEPTEMBER

Kathy Schenkel



OCTOBER

Raymond Crawford

Always - 20% off all trunk show canvases, including special orders!
Hurry in for best selection!

9814 CLAYTON ROAD, ST. LOUIS, MO 63124
SIGNOFTHEARROW.COM · 314.994.0606 · CONTACT@SIGNOFTHEARROW.COM



11208 Manchester Road, St. Louis, MO. 63122 | (314) 432-2555 | needlepointclubhouse.com | @stneedlepoint



And just like that ... school is back in session! Stitch something for your favorite student!

We have lots of options featuring local schools, colleges, and universities.

SEPTEMBER TRUNK SHOWS

Pippin
Lauren Bloch

ANY REQUESTS?

We are headed to market in October! Anything particular you are looking for? Let us know!

UPCOMING FINISHING DEADLINES

OCTOBER 1

Eyeglass Cases
Scissor Cases



NOVEMBER 1

Stockings



GATEWAY CHAPTER OFFICERS–BOARD; EMAIL ADDRESS: Friends@gatewayang.org

President Judy Lewis (314) 402-3197	1st Vice President-Programs Suzanne Nielsen (314)-560-4137 & Margaret Orend (314) 773-2724	2nd Vice President-Membership Janice Marsh (636) 394-1134	Secretary Hanna Evens (314) 822-7368
Treasurer Charlene Wall (636)256-0379	Newsletter Leigh Hullverson (314) 560-6188	Fundraising Becky Lape (314)606-6704 & Suzanne Nielsen (314)-560-4137	Public Relations Position available

GATEWAY CHAPTER OFFICERS–COMMITTEE; EMAIL ADDRESS: Friends@gatewayang.org

Workshops Eileen Chalk (314) 922-4324 & Kathy Scioneaux (314) 504-8784	Webmaster Janice Marsh (636) 394-1134	Sunshine Jane Normile (314) 313-8690	Philanthropy Vicki Sauter (314) 878-3079
--	---	--	--

NEWSLETTER

Needlenotes is published six (6) times a year–September, November, January, March, May, and July. The deadline for copy submission is the third Wednesday of the preceding month of the publication. Submit copy to Leigh Hullverson, Newsletter. (See phone number and email address above.)

ADVERTISING RATES

Advertising rates apply to one year of Needlenotes publication of six (6) issues. Rates are \$30 for business card, \$60 for ¼ page, and \$80 for a ½ page. Submit camera-ready art to the same email address as the newsletter copy listed above.

©2022 Gateway Chapter American Needlepoint Guild. ANG chapters may reproduce for guild use only; others require written permission.

Needlenotes
Gateway Chapter of ANG
Leigh Hullverson
9552 Clayton Rd.
St. Louis, MO 63124